



POND

50Hz & 60Hz

SUBMERSIBLE SUMP PUMPS



FEATURES


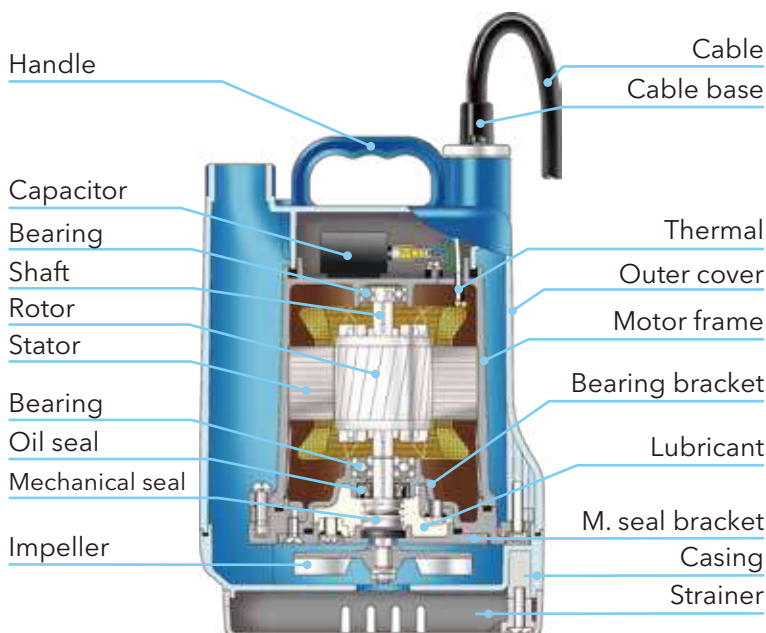

- POND-A has an Electrophoretic Deposition (EPD) coating on an aluminum motor frame, Which can prevent early corrosion and extend the product life.
 - Strong structure design. Equipped with a high efficiency motor, vortex impeller, epoxy cable assembly, mechanical seal, oil seal, and Motor Thermal Protector. Pump body is made of anti-UV plastic which is more durable than regular plastic.
 - Outlet discharge for POND-A is available with 15mm (1/2"), 20mm (3/4"), 25mm (1").
 - Optional accessories : standard float switch (F) or vertical float switch (FV) for confined spaces.
- ⚠Caution :For Intermittent Use Only, 8 hours per day rating, approximately 3000 hours on wear parts.
- ⚠Warning :Prohibited to use liquid containing sediment and Chemicals.

APPLICATIONS

- General Drainage and Household usage.
- Rain drainage and dewatering.
- Water circulation for fish pond.
- Landscape and gardening.

MOTOR FRAME

IMPELLER





POND-100A/150A



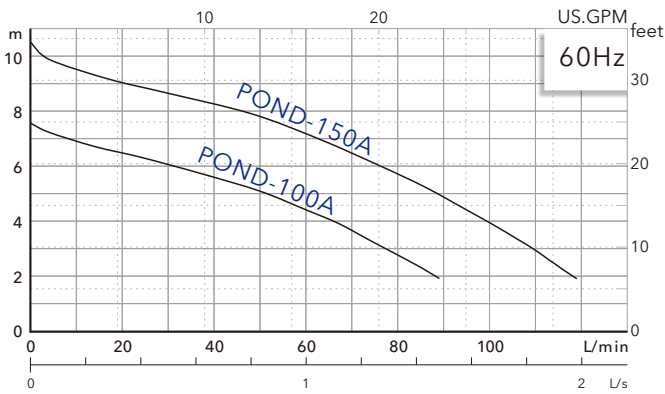
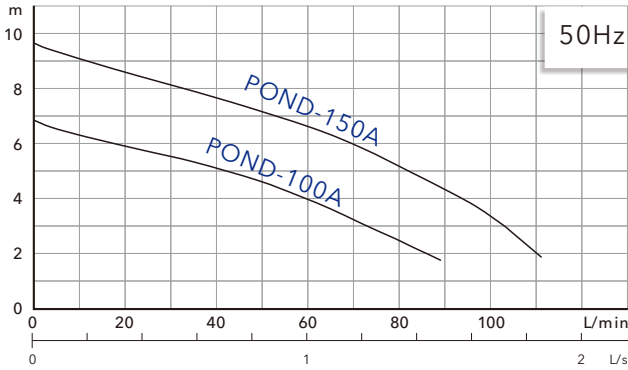
POND-F



POND-FV

POND

PERFORMANCE CURVES



SPECIFICATIONS

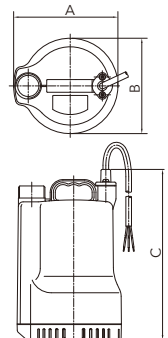
Item		Description
Model		POND-A
Discharge (mm)		15 · 20 · 25
Limits Of Use	Liquid Temp.	0~40°C (32~104°F)
	Applications	Fresh Water · Fish Pond Water Circulation · Basins
Type	Frequency	50Hz/60Hz
	Motor	2P (50Hz 3000rpm · 60Hz 3600rpm) · Dry Motor
	Insulation	Class B
	Protection	IP68
	Protector	Motor Thermal Protector
	Bearing	Ball Type
	M.seal	Single M.seals
Material	Impeller	Vortex
	Outer Cover	ASA
	Motor Frame	ADC12 / 383 / SC 102A (EPD Coating)
	Shaft	SUS410 / X10Cr13 / ASTM 410
	M.seal	CA/CE
	Lubricant	Food Grade Lubricant(White Mineral Oil)
	Casing	ASA
	Impeller	ABS
Cable	H05RN-F or SJTW	

PERFORMANCE SPECS.

※ Note : Weight Without Cable & Elbow Set.

50Hz	Model	Output HP(W)	Discharge Inch(mm)	Phase Ø	Start Method	Standard		MAX		Solid Passage mm	Weight kg	Dimension mm		
						m	L/min	m	L/min			A	B	C
	POND-100A	1/7 (100)	1"(25)	1	Capacitor	4.5	50	7	100	4	4	164	153	256
	POND-150A	1/5 (150)	1"(25)	1	Capacitor	6.5	60	10	120	4	4.4	164	153	256

60Hz	Model	Output HP(W)	Discharge Inch(mm)	Phase Ø	Start Method	Standard		MAX		Solid Passage mm(inch)	Weight kg(lb)	Dimension mm		
						m-L/min	ft-GPM	m-L/min	ft-GPM			A	B	C
	POND-100A	1/7 (100)	1"(25)	1	Capacitor	5-50	16-13	7.5-100	25-26	4(1/4")	4(9)	164	153	256
	POND-150A	1/5 (150)	1"(25)	1	Capacitor	7-60	23-16	10.5-120	34-32	4(1/4")	4.4(10)	164	153	256



Professionalism · Innovation · Service · Commitment
HCP PUMP MANUFACTURER CO., LTD.
www.hcnpump.com



Distributor: _____